

Image shows
HIGH design

HTP ATEX and HTG ATEX
Push and geared trolley

Capacity 500 - 20000 kg

The trolley enables the exact positioning or easy traversing of large loads with either manual or powered hoisting oder pneumatic chain hoist equipment.

Features

- It has excellent rolling features due to machined steel wheels mounted on prelubricated, encapsulated ball bearings.
- Adjustable to fit a wide range of beam widths and profiles (e.g. INP, IPE and IPB).
- Adjustments are made by rotating the clevis load bar which also ensures the centred positioning of the hoist in the clevis – no creeping to the left or the right (up to 5000 kg capacity, from 8000 kg upwards the traverse is adjusted via sleeves and washers).
- The trolley wheels are designed for a max. beam profile incline of 14 % (DIN 1025 - part 1).
- Explosion protected version with MKS spark resistant coating.
- Trolleys equipped with rubber buffers.
- Stainless steel hand chain for model HTG.

Options

- Locking device to secure the trolley in position on the beam (park position e.g. on ships).
- Rotating hand chain guide.
- Additional coating (see page 52 - 53)

Technical data HTP ATEX BASIC II 3G Ex h IIA T4 Gc / II 3D Ex h IIIA T135 °C Dc

Model	Art.-No.	Capacity kg	Size	Beam flange width b mm	Beam flange thickness t max. mm	Curve radius min. m	Hand effort at WLL daN	Weight kg	Weight with locking device kg
HTP ATEX 500	N05100054	500	A	50 - 220	25	0.9	–	8.0	14.5
HTP ATEX 1000	N05100055	1000	A	50 - 220	25	0.9	–	9.0	17.0
HTP ATEX 2000	N05100056	2000	A	66 - 220	25	1.15	–	16.0	24.0
HTP ATEX 500	N05100057	500	B	160 - 300	40	0.9	–	10.6	17.1
HTP ATEX 1000	N05100058	1000	B	160 - 300	40	0.9	–	12.0	20.0
HTP ATEX 2000	N05100059	2000	B	160 - 300	40	1.15	–	19.3	27.3

Technical data HTP ATEX HIGH II 2G Ex h IIC T4 Gb / II 2D Ex h IIIC T135 °C Db

Model	Art.-No.	Capacity kg	Size	Beam flange width b mm	Beam flange thickness t max. mm	Curve radius min. m	Hand effort at WLL daN	Weight kg	Weight with locking device kg
HTP ATEX 500	N05100049	500	A	50 - 220	25	0.9	–	8.0	14.5
HTP ATEX 1000	N05100050	1000	A	50 - 220	25	0.9	–	9.0	17.0
HTP ATEX 2000	N05100051	2000	A	66 - 220	25	1.15	–	16.0	24.0
HTP ATEX 500	N05100064	500	B	160 - 300	40	0.9	–	10.6	17.1
HTP ATEX 1000	N05100065	1000	B	160 - 300	40	0.9	–	12.0	20.0
HTP ATEX 2000	N05100066	2000	B	160 - 300	40	1.15	–	19.3	27.3

Technical data HTG ATEX BASIC II 3G Ex h IIA T4 Gc / II 3D Ex h IIIA T135 °C Dc

Model	Art.-No.	Capacity kg	Size	Beam flange width b mm	Beam flange thickness t max. mm	Curve radius min. m	Hand effort at WLL daN	Weight[1] kg	Weight[1] with locking device kg
HTG ATEX 500	N05300101	500	A	50 - 220	25	0.9	3	9.7	16.2
HTG ATEX 1000	N05300102	1000	A	50 - 220	25	0.9	6	11.2	19.2
HTG ATEX 2000	N05300103	2000	A	66 - 220	25	1.15	7	18.0	26.0
HTG ATEX 3000	N05300104	3000	A	74 - 220	25	1.4	7	35.4	44.6
HTG ATEX 5000	N05300105	5000	A	90 - 220	25	1.8	9	51.8	62.3
HTG ATEX 500	N05300106	500	B	160 - 300	40	0.9	3	12.6	19.1
HTG ATEX 1000	N05300107	1000	B	160 - 300	40	0.9	6	14.1	22.1
HTG ATEX 2000	N05300108	2000	B	160 - 300	40	1.15	7	21.3	29.3
HTG ATEX 3000	N05300109	3000	B	160 - 300	40	1.4	7	39.2	48.4
HTG ATEX 5000	N05300110	5000	B	180 - 300	40	1.8	9	56.0	66.5
HTG ATEX 8000	N05300111	8000	B	125 - 310	40	1.8	14	104.0	–
HTG ATEX 10000	N05300112	10000	B	125 - 310	40	1.8	14	104.0	–
HTG ATEX 20000	N05300114	20000	B	125 - 310	40	5.0	29	230.0	–

[1]Weight HTG: without hand chain

Technical data HTG ATEX HIGH II 2G Ex h IIC T4 Gb / II 2D Ex h IIIC T135 °C Db

Model	Art.-No.	Capacity kg	Size	Beam flange width b mm	Beam flange thickness t max. mm	Curve radius min. m	Hand effort at WLL daN	Weight[1] kg	Weight[1] with locking device kg
HTG ATEX 500	N05300085	500	A	50 - 220	25	0.9	3	9.7	16.2
HTG ATEX 1000	N05300086	1000	A	50 - 220	25	0.9	6	11.2	19.2
HTG ATEX 2000	N05300087	2000	A	66 - 220	25	1.15	7	18.0	26.0
HTG ATEX 3000	N05300088	3000	A	74 - 220	25	1.4	7	35.4	44.6
HTG ATEX 5000	N05300089	5000	A	90 - 220	25	1.8	9	51.8	62.3
HTG ATEX 500	N05300115	500	B	160 - 300	40	0.9	3	12.6	19.1
HTG ATEX 1000	N05300116	1000	B	160 - 300	40	0.9	6	14.1	22.1
HTG ATEX 2000	N05300117	2000	B	160 - 300	40	1.15	7	21.3	29.3
HTG ATEX 3000	N05300118	3000	B	160 - 300	40	1.4	7	39.2	48.4
HTG ATEX 5000	N05300119	5000	B	180 - 300	40	1.8	9	56.0	66.5
HTG ATEX 8000	N05300090	8000	B	125 - 310	40	1.8	14	104.0	–
HTG ATEX 10000	N05300091	10000	B	125 - 310	40	1.8	14	104.0	–
HTG ATEX 20000	N05300093	20000	B	125 - 310	40	5.0	29	230.0	–

[1]Weight HTG: without hand chain

INFO

Solid bronze wheels only for HIGH design

Yale hoists and trolleys are not designed for passenger elevation applications and must not be used for this purpose.



Dimensions HTP ATEX

Model	HTP ATEX 500-A	HTP ATEX 1000-A	HTP ATEX 2000-A	HTP ATEX 500-B	HTP ATEX 1000-B	HTP ATEX 2000-B
A, mm	77	82.5	98.5	92	97.5	113.5
D, mm	16	17	22	16	17	22
D1, mm	25	30	40	25	30	40
D2, mm	30	35	47	30	35	47
F1, mm	46	46	46	46	46	46
H1, mm	30.5	30.5	30.5	45.5	45.5	45.5
I, mm	71.5	71.5	95.5	71.5	71.5	95.5
L, mm	260	260	310	260	260	310
L1, mm	130	130	150	130	130	150
O, mm	60	60	80	60	60	80
P1, mm	168	168	168	168	168	168
P2, mm	146	150	155	187	187	189.5
L3, mm	346	346	396	346	346	396

Dimensions HTG ATEX

Model	HTG ATEX 500-A	HTG ATEX 1000-A	HTG ATEX 2000-A	HTG ATEX 3000-A	HTG ATEX 5000-A	HTG ATEX 500-B	HTG ATEX 1000-B	HTG ATEX 2000-B	HTG ATEX 3000-B	HTG ATEX 5000-B	HTG ATEX 8000-B	HTG ATEX 10000-B	HTG ATEX 20000-B
A, mm	77	82.5	98.5	114	132.5	92	97.5	113.5	129	147.5	276	276	270
B, mm	–	–	–	–	–	–	–	–	–	–	52	52	70
D, mm	16	17	22	26	33	16	17	22	26	33	30	30	35
D1, mm	25	30	40	48	60	25	30	40	48	60	80	80	110
D2, mm	30	35	47	58	70	30	35	47	58	70	114	114	155
F, mm	91.5	91.5	90.5	107.5	149.5	91.5	91.5	90.5	107.5	149.5	113	113	113
F1, mm	46	46	46	46	45.5	46	46	46	46	45.5	77	77	–
H1, mm	30.5	30.5	30.5	30	30	45.5	45.5	45.5	45	45	45	45	45
I, mm	76.5	76.5	98	132.5	148.5	76.5	76.5	98	132.5	148.5	170	170	170
L, mm	260	260	310	390	450	260	260	310	390	450	430	430	870
L1, mm	130	130	150	180	209	130	130	150	180	209	200	200	200
L2, mm	–	–	–	–	–	–	–	–	–	–	–	–	115
O, mm	60	60	80	112	125	60	60	80	112	125	150	150	150
P, mm	110	110	110	110	110	110	110	110	110	110	163	163	163
P1, mm	168	168	168	168	168	168	168	168	168	168	193	193	–
P2, mm	146	150	155	160	167.5	187	187	189.5	191.5	191.5	–	–	–
T, mm	–	–	–	–	–	–	–	–	–	–	270	270	270
L3, mm	346	346	396	476	556	346	346	396	476	556	536	536	976
P3, mm	194	194	194	195	195	194	194	194	195	195	–	–	–

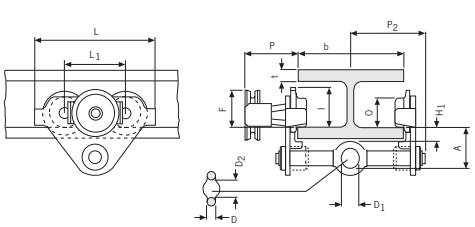

HTP/HTG ATEX 500 - 5000 kg

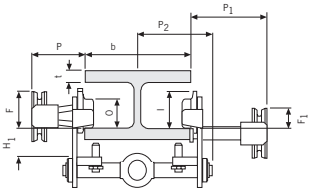

HTP/HTG ATEX 500 - 5000 kg,
with locking device

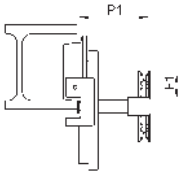

HTG ATEX 10000 kg,
with locking device

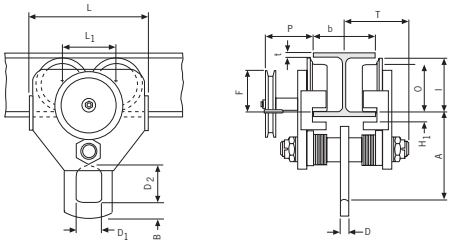

HTG ATEX 10000 kg

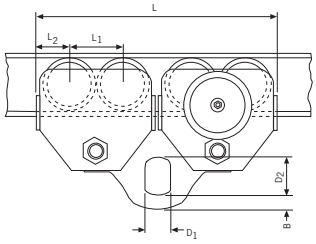

HTG ATEX 20000 kg